

# URBAN WATER SUPPLY SCENARIO - WAY FORWARD



# Water is Life

Drinking Water Resource

Ground

Surface



Adequacy

Quality

Quantity

Affordability

Coverage



Correlation

Health

Education

Income

Poverty



Parameter	India	Others
Coverage	~ 64%	China-91%, Brazil-80%, South Africa-86%
Duration	1-6 hrs	Brazil, China 24 hrs, Vietnam-22 hrs
Quantity	37lpcd-298lpcd, intermittent	Paris 150 lpcd, 24/7, Bangkok, Colombo, Kualalampur, Phnom Penh
Metering	Mostly NA	Mostly 95-100%
NRW	~50%	15-20% (Singapore, S.Africa, Manila)

Source-HPEC report, Others



# Urban Areas in Karnataka

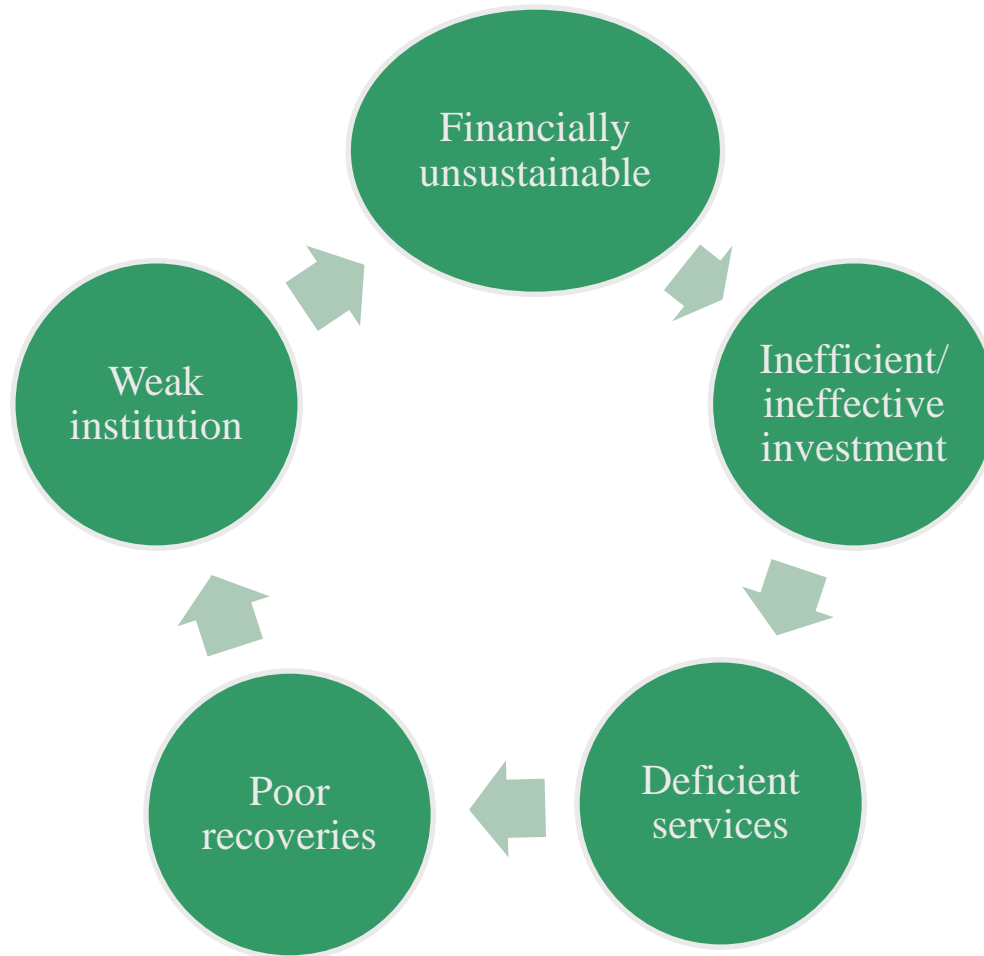
- Population of Karnataka (2011) : 6.11 crores
- Urban population of Karnataka (2011) : 2.35 crores (38.57%)
- No. of ULBs in Karnataka : 219

Category	Nos.
City Corporations	8
City Municipal Councils	44
Town Municipal Councils	94
Town Panchayaths	68
Notified Area Committees	5
Total	219

- No. of river basins : 7
- 120 ULBs in Krishna basin ; 56 ULBs in Cauvery basin; 6 ULBs in Godavari basin; 25 ULBs in West flowing river basin ; 7 ULBs in North Pennar basin ; 3 ULBs in South Pennar basin and 2 ULBs in Palar basin
- 94% ULBs are supplied water from surface sources
- Intermittent water supply in all ULBs except Demo Zones in 3 ULBs



# Vicious Cycle



# FINANCES-WHERE ARE WE

HPEC report (2012-31)-2009- 10 prices	Karnataka	Actuals
<ul style="list-style-type: none"><li>• CAPEX-3.2 lakh cr</li><li>• OPEX-5.4 lakh cr</li><li>• Per capita-CAPEX-Rs.5099</li><li>• Per capita-OPEX-Rs.501</li></ul>	<ul style="list-style-type: none"><li>• CAPEX-12000 cr</li><li>• OPEX-1175 cr</li><li>• Current-20000 cr, 2000 crore</li></ul>	<ul style="list-style-type: none"><li>• CAPEX~ 750 cr annual</li><li>• OPEX~ 1000 cr</li><li>• Big gap</li><li>• Financially, Capacity</li></ul>



## 24/7 NON NEGOTIATABLE



# Service Level Bench Marks

Sl. No.	Indicator	Benchmark
1	Coverage of water supply connections	100%
2	Per capita supply of water	135 lpcd
3	Extent of metering of water connection	100%
4	Extent of non-revenue water (NRW)	20%
5	Continuity of water supply	24 hours
6	Quality of water supplied	100%
7	Efficiency in redressal of customer complaints	80%
8	Cost recovery in water supply services	100%
9	Efficiency in collection of water supply related charges	90%





## • Objectives:

Government of Karnataka in partnership with Urban Local Bodies & Water Utilities (KUWS&DB & BWSSB) will continue and strengthen its efforts to provide all residents of urban areas of the State, piped water supply & sanitation services at or near their dwellings. The efforts will be to:

- Ensure universal coverage of water and sanitation services that people want and are willing to pay for and
- To do so in a manner that preserves the sustainability of the precious water resources of the State, protects and enhances the commercial and economic sustainability of the operations at the same time.
- Ensure a minimum level of service to all citizens.

## • Urban Local Bodies (ULBs):

- ULBs will be responsible for water supply and sewerage services from water catchment to waste water treatment .

## • Private Sector Participation (PSP):

- To improve efficiency in service provision, to update technology and ultimately bring in private investment into sector, GoK will encourage private sector participation.

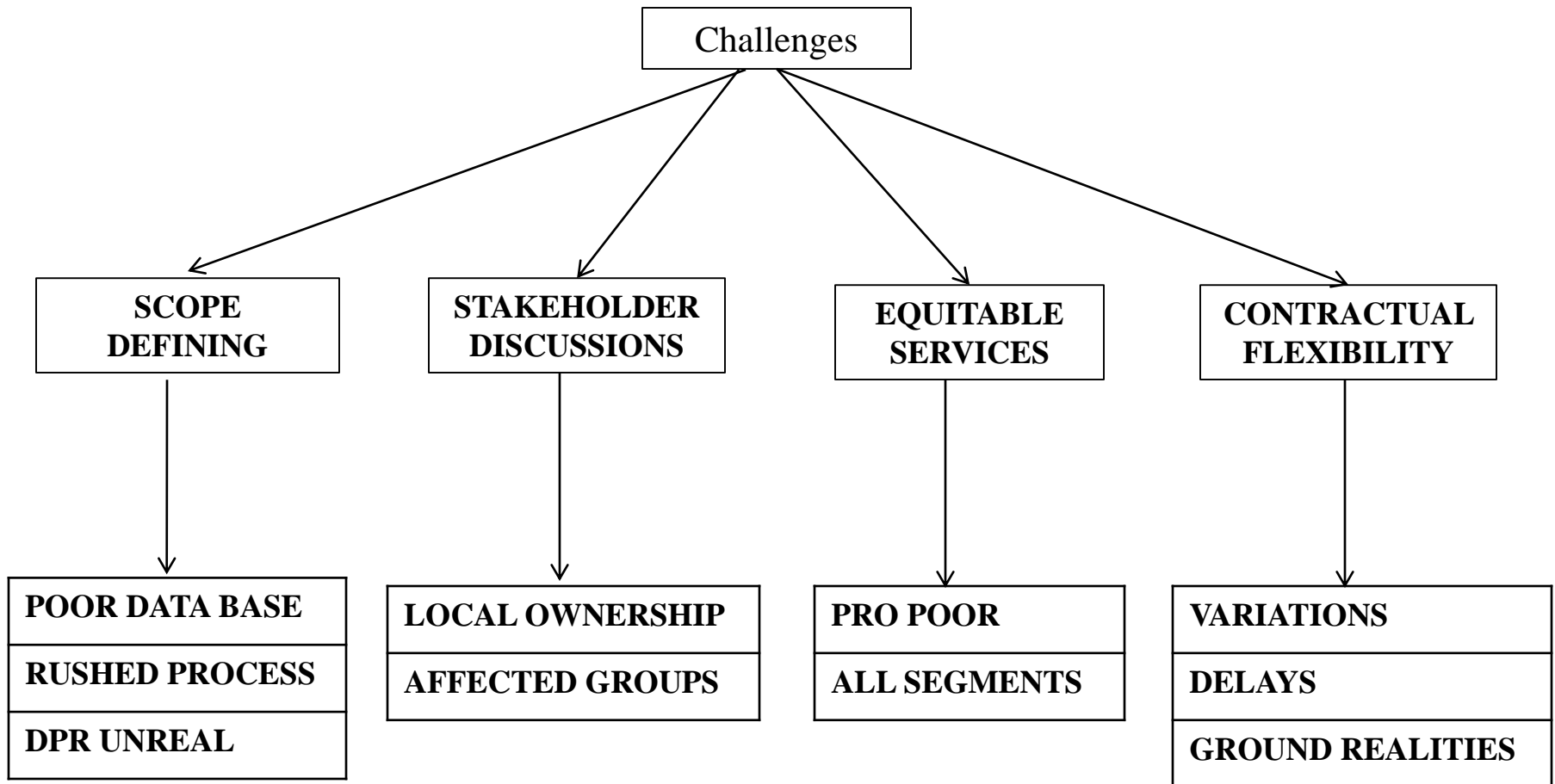


# 24x7 Water Supply System – Demonstration Project

- 24x7 water supply implemented under a Demonstration Project in **Belgaum, Gulbarga and Hubli-Dharwad** with **Private Sector Participation (PSP)** under the World Bank assisted “Karnataka Urban Water Sector Improvement Project” (KUWASIP) during 2005-2011:
- System working satisfactorily
- **Demonstration Project:**

Sl. No.	Demo Zone	No. of HSCs	Population Covered	Date of Operationalization of Continuous Water Supply
1.	Belgaum (South)	4983	54671	6.7.2007
2.	Belgaum (North)	4912	44972	13.11.2007
3.	Hubli	8715	53810	1.12.2007
4.	Dharwad	6263	37739	3.4.2008
5.	Gulbarga	3594	32941	14.3.2008
	<b>Total</b>	<b>28467</b>	<b>224133</b>	





## Opportunities

- Funds
- Capacity diversification
- Delegation
- Productivity
- Services

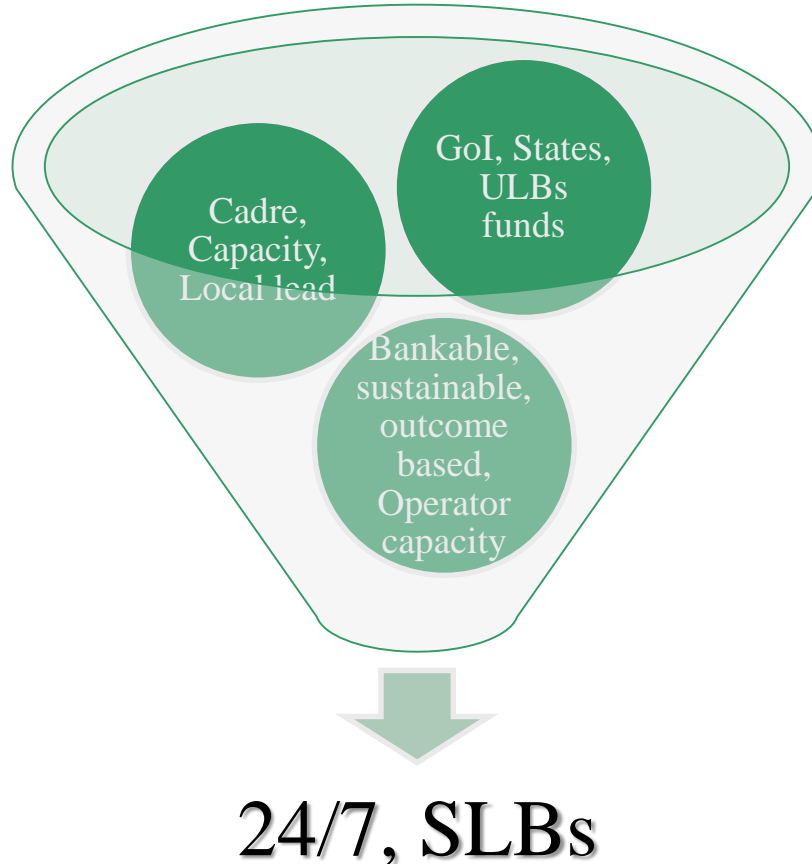
## Threats

- Bankability
- Stakeholder
- Politically sensitive
- Capacity in market
- No structural changes

## Way forward

- Reform driven
- Bottom up
- Open access
- Convergence
- Cadre, Capacity
- Outcome based contracts
- Financially sustain





*Thank You*

